



## Release Note

**Edgecore EWS5203 Release v3.52.0001**

**Document #** Edgecore\_EWS5203\_ERN\_v3.52.0001

Enhancement from v3.50.0000

---

### Copyright Notification

### Edgecore Networks Corporation

© Copyright 2021 Edgecore Networks Corporation.

The information contained herein is subject to change without notice. This document is for informational purposes only and does not set forth any warranty, expressed or implied, concerning any equipment, equipment feature, or service offered by Edgecore Networks Corporation. Edgecore Networks Corporation shall not be liable for technical or editorial errors or omissions contained herein.

## Revision History

Date	Version	Author	Remark
2021/ 11 / 1	V1.0	Bill Chen	Release Note for v3.52.0001

## Table of Contents

1	Feature Enhancement.....	3
1.1	The WiFi6 template supports VLAN Id settings using WAPM .....	3
1.2	Support no tunnel management for WiFi6 products .....	3
1.3	Support split tunnel management for WiFi6 products.....	3
1.4	Support Users in system report .....	3
1.5	Support Session Time in system report .....	4
1.6	Support WiFi6 AP in WiFi Monitor.....	4
2	Issue Fixed.....	6
2.1	It spends a lot of time to apply the WiFi6 template of WAPM.....	6
2.2	Some Japanese translations are incorrect.....	6
2.3	Fail to apply WiFi6 template of WAPM on multiple devices .....	6
2.4	Fail to set channel 120 on EAP102 using WiFi6 template of WAPM .....	6
2.5	The tunnel button in AP list of WAPM can be clicked on EAP101&EAP102.....	6
2.6	The EAP101 and EAP102 information in WAPM can't show correctly when manually adding the devices into AP List.....	6
2.7	Adding WiFi6 AP through AP discovery in WAPM is not properly working.....	6
2.8	The WiFi6 template of WAPM can't be applied if CAPWAP on EAP101 or EAP102 is not enabled .....	6
2.9	Unable to configure channel in WiFi5 template of WAPM except for united states and Japan	6
2.10	Add the activation/expiration field in the user list CSV upload description.....	6
2.11	A complete tunnel SSID can't be displayed correctly in Online User List using EAP101 and EAP102.....	6
2.12	The LAN port of VLAN settings can't be applied in WiFi6 template of WAPM.....	6
2.13	Unable to reboot EAP101/EAP102 from WAPM when CAPWAP is disabled. ....	6
2.14	The build number of EAP101 and EAP102 is not correct when upgrading the device from controller or device.....	6
2.15	The VLAN ID can be created over 16 VLANs in WiFi6 template of WAPM. ....	6
2.16	The WAN and LAN port can be disabled at the same time in WiFi6 template of WAPM. ....	6
2.17	EAP101 and EAP102 will be upgraded automatically when the automatic upgrade setting is disabled in Firmware page of WAPM. ....	6
2.18	The service zone of split tunnel can be the same as complete tunnel in WiFi6 template of WAPM. ....	6
2.19	Fail to connect to the Internet with split tunnel SSID of ECW5211-L after logging in. ....	7
2.20	The maximum rate of 802.11ax 5G in EAP101 is wrong after applying the template. ....	7
2.21	The AP disappears in AP list of WAPM after firmware upgrade and HA swap.....	7

# 1 Feature Enhancement

## 1.1 The WiFi6 template supports VLAN Id settings using WAPM

In WAPM, the WiFi6 template support the page to set VLAN Id.

The image shows two screenshots from the WAPM interface. The left screenshot is titled "Template AP Setting" and shows a configuration page with the following fields: "Select Product Type" (WiFi6), "Select Template" (1: Template 1), "Template Name" (Template 1), "Country" (United States), "Radio" (Configure), "Wireless Network" (Configure), "VLAN Settings" (Configure), and "Copy Settings to" (None). The right screenshot is titled "VLAN Settings - 1: Template 1" and shows a configuration page with the following fields: "Select VLAN Id" (20), "VLAN Id" (20), "WAN Port" (Disable), and "LAN Port(s)" (Disable).

## 1.2 Support no tunnel management for WiFi6 products

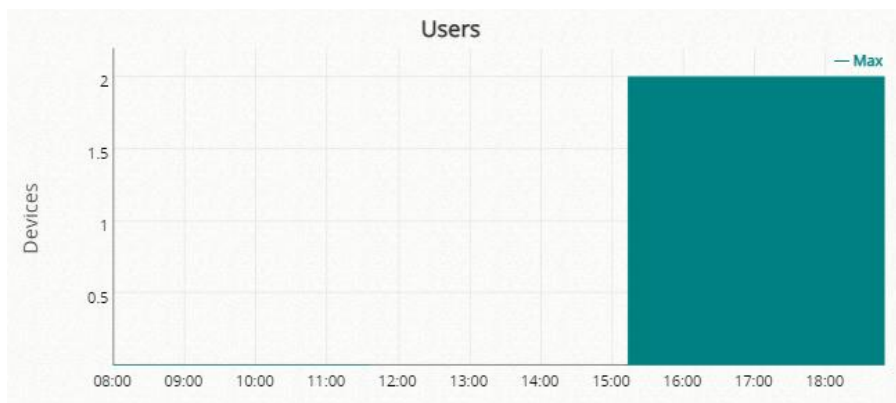
In WAPM, EAP101 and EAP102 can be managed by the controller under the LAN port without CAPWAP tunnel.

## 1.3 Support split tunnel management for WiFi6 products

In WAPM, EAP101 and EAP102 can be managed by the controller with CAPWAP split tunnel.

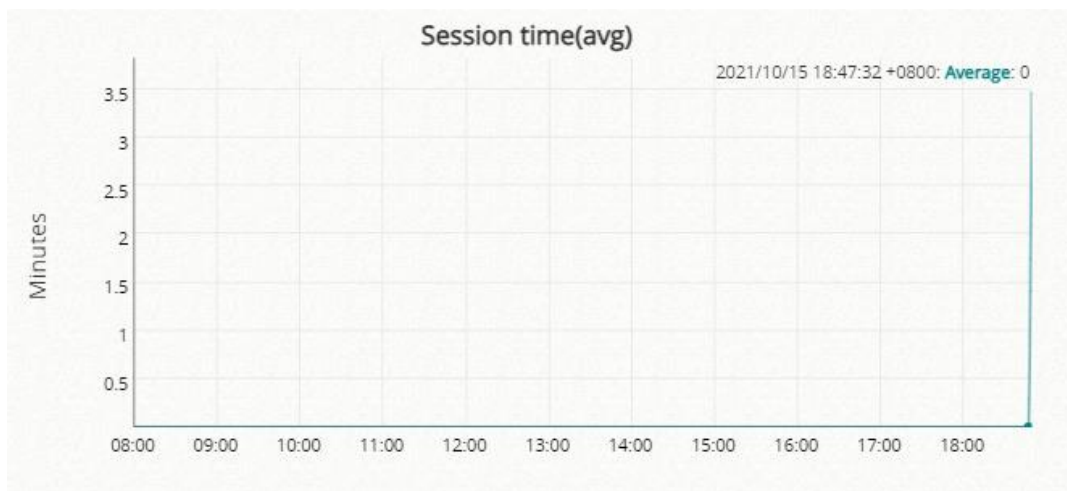
## 1.4 Support Users in system report

In STATUS > System Summary > System Report, "User(devices)" is added. This report displays the average online user each day. The interval is one week.



## 1.5 Support Session Time in system report

In STATUS > System Summary > System Report, "Session Time(avg)" is added. This report displays the user average online time each day. The interval is one week.



## 1.6 Support WiFi6 AP in WiFi Monitor

In STATUS > WiFi Monitor page, WiFi 6 AP can be added into WiFi Monitor list. The page will display the status of WiFi6 AP, including AP status, Average Traffic, Signal Strength.

Main > Status > WiFi Monitor

### WiFi Monitor

Go to  Wide


**Not on Floor Plan**

-

**On Floor Plan**

- 
- 
-

Status  AP Status



The floor plan diagram shows a complex building layout with several rooms and corridors. A red line traces a path through the building, likely representing a network backbone or cable run. Several wireless access points (APs) are marked with icons and labels: 'EAP102' is located in a room on the left; 'NEWDEV-00001', 'EAP101', and another 'EAP101' are located in a central area. A green circle highlights a specific location in the central area. The diagram also shows various rooms, including one labeled 'Online', and a staircase.

## **2 Issue Fixed**

- 2.1 It spends a lot of time to apply the WiFi6 template of WAPM**
- 2.2 Some Japanese translations are incorrect**
- 2.3 Fail to apply WiFi6 template of WAPM on multiple devices**
- 2.4 Fail to set channel 120 on EAP102 using WiFi6 template of WAPM**
- 2.5 The tunnel button in AP list of WAPM can be clicked on EAP101&EAP102**
- 2.6 The EAP101 and EAP102 information in WAPM can't show correctly when manually adding the devices into AP List**
- 2.7 Adding WiFi6 AP through AP discovery in WAPM is not properly working**
- 2.8 The WiFi6 template of WAPM can't be applied if CAPWAP on EAP101 or EAP102 is not enabled**
- 2.9 Unable to configure channel in WiFi5 template of WAPM except for united states and Japan**
- 2.10 Add the activation/expiration field in the user list CSV upload description.**
- 2.11 A complete tunnel SSID can't be displayed correctly in Online User List using EAP101 and EAP102.**
- 2.12 The LAN port of VLAN settings can't be applied in WiFi6 template of WAPM.**
- 2.13 Unable to reboot EAP101/EAP102 from WAPM when CAPWAP is disabled.**
- 2.14 The build number of EAP101 and EAP102 is not correct when upgrading the device from controller or device.**
- 2.15 The VLAN ID can be created over 16 VLANs in WiFi6 template of WAPM.**
- 2.16 The WAN and LAN port can be disabled at the same time in WiFi6 template of WAPM.**
- 2.17 EAP101 and EAP102 will be upgraded automatically when the automatic upgrade setting is disabled in Firmware page of WAPM.**
- 2.18 The service zone of split tunnel can be the same as complete tunnel in WiFi6 template of WAPM.**

- 2.19** Fail to connect to the Internet with split tunnel SSID of ECW5211-L after logging in.
- 2.20** The maximum rate of 802.11ax 5G in EAP101 is wrong after applying the template.
- 2.21** The AP disappears in AP list of WAPM after firmware upgrade and HA swap.