



Release Note

Edgecore EAP102 Release v12.4.1

Document # EAP102-v12.4.1-1039-c32b0269

Enhancement from v12.4.0-971-24746b8b

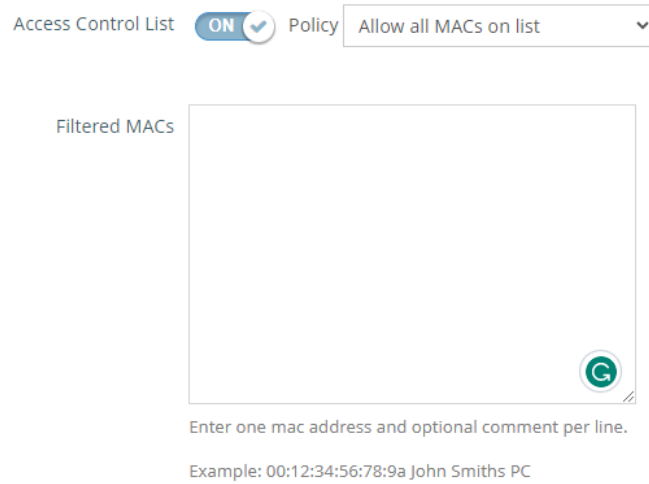
Table of Contents

1	Feature.....	4
1.1	Access Control List Enhancement	4
1.2	User Account Enhancement.....	4
1.3	OpenRoaming UI Enhancement	4
1.4	Hostname Enhancement	5
1.5	Support Thailand Regulation	6
1.6	Device Firmware Upgrade Enhancement.....	6
1.7	Broadcast Rate Modification	7
1.8	Support Language Setting.....	7
1.9	Frame-IP-Address Modification	7
2	Issue Fixed	8
2.1	The value of SNMP sysObjectID is not correct.....	8
2.2	The mesh status in the dashboard is not correct when all 2.4GHz or 5GHz SSIDs are disabled on ecCLOUD.	8
2.3	The WAN IP of the AP cannot roll back to the previous configuration when the WAN IP is changed to a non-routable IP on ecCLOUD.....	8
2.4	The users can access devices on other private network when the smart isolation of LAN setting is set to “Internet access only”.	8
2.5	The wireless scheduling is not working on ecCLOUD.....	8
2.6	The SNMPv3 service only can work with additional reboot.	8
2.7	It takes a long time for mesh establishment occasionally if the security of mesh link is configured as WPA3 Personal.	8
2.8	The ping loss issue happens occasionally on the mesh topology if the security of mesh link is configured as WPA3 Personal.....	9
3	Known Issue.....	10
3.1	The connection of Microsoft surface laptop is unstable using WPA2-PSK SSID.....	10
3.2	The SSID compatible issue in Windows 10 devices with the specific ethernet card.	10
3.3	The Multiple Keys of WPA3 Personal Transition is not supported on iOS devices.....	10
3.4	The dynamic VLAN is not supported in the mesh network.	10
3.5	There is a low probability that the mesh connection can’t recover after MAP is re-configured.	10
3.6	When the EAP works as the client mode, the station of the AP can’t get the IP address from some DHCP servers (SP-W2-AC1200).	10
3.7	Authport with VLAN tagged does not support on IOS device.....	10
3.8	When upgrading the FW from 12.0.0, Hotspot controlled SSID can only work after an additional reboot.	10
3.9	The AP does not support split tunnel with WPA2 enterprise SSID.	10
3.10	It takes more than one time to upgrade the FW occasionally in a mesh environment....	11

3.11 The OpenRoaming settings can be applied to the wireless configuration after additional
reboot..... 11

1 Feature

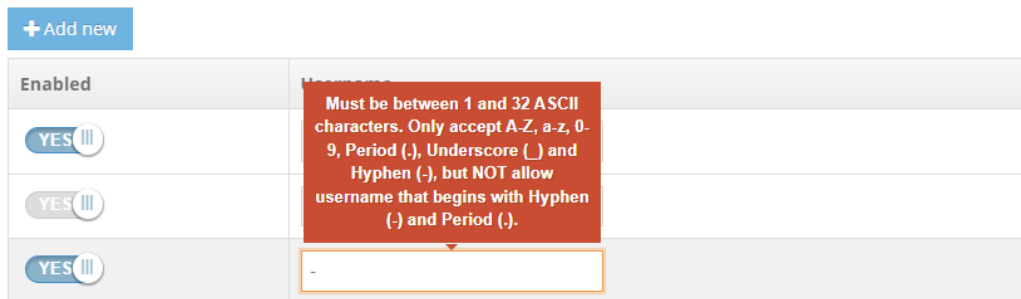
1.1 Access Control List Enhancement



The original number of MACs in the access control list is 128. In this version, the number of MACs is increased to 512 for all policys.

1.2 User Account Enhancement

User Accounts



Add the validation for user accounts below.



1. Username - Must be between 1 and 32 ASCII characters. Only accept A-Z, a-z, 0-9, Period (.), Underscore (_) and Hyphen (-), but not allow username that begins with Hyphen (-) and Period (.)

1.3 OpenRoaming UI Enhancement

OpenRoaming

Create up to 32 profiles.

[+ Add new](#)

Profile Name	Members	
profile1	hello123	 

Add the new OpenRoaming (hotspot 2.0) profile in the OpenRoaming of Network page.

Enhancement:

1. Support 32 OpenRoaming profile.
2. Support 10 sets of Cellular Network Information List(PLMN)
3. Support 10 sets of NAI Realm List
4. Support 10 sets of Domain Name List
5. Support 10 sets of Roaming Consortium List
6. Support 10 sets of Operator Friendly Name
7. Support 10 sets of Venue Name Information

OPENROAMING

OpenRoaming 

OpenRoaming Profile

OpenRoaming Settings [Configure OpenRoaming](#)

In wireless > radio 5/2.4GHz > wireless network, add the option to provide the advanced profile setting for OpenRoaming. The OpenRoaming (Hotspot 2.0) only supports when the security method is set to WPA2-EAP.

1.4 Hostname Enhancement

System Settings

Hostname

Add the validation for Hostname below.

1. Hostname – Must be between 1 and 63 characters long. The only characters allowed in the device hostname are ASCII letters, numbers, and dashes.

1.5 Support Thailand Regulation



Support Thailand regulation. The supported channels are listed below.


1. 2.4GHz: channel 1-13
2. 5GHz: channel 36-48, channel 52-140 (DFS), channel 149-165

1.6 Device Firmware Upgrade Enhancement

UPGRADE DEVICE FIRMWARE

Select file
Please select the new firmware image file.

 EAP101-v12.4.0-971-24746b8b-edgecore_eap101-squashfs-sysupgrade.ta Change 

Keep current settings after upgrade 

If you downgrade firmware, please don't select "Keep current settings". It could cause unknown issue.

The uploaded firmware is older than the current version. The device has been forced to uncheck "Keep current settings". Please click the "Upgrade" button again.

Upgrade Cancel

Add the firmware validation in the upgrade device firmware page.

1. If the uploaded firmware is older than the current version, the device has been forced to uncheck "Keep current settings".

1.7 Broadcast Rate Modification

Broadcast Rate

In the wireless settings, change the title “Multicast/Broadcast Rate” to “Broadcast Rate”.

1.8 Support Language Setting

Language

Support language in the System settings of System page.

The following items are displayed on this page:

1. Language: The option to adjust the Web Interface Language. The default value is English.

1.9 Frame-IP-Address Modification

In this version, the Frame-IP-Address of the RADIUS account start packet does not include client IP address information by default. If the radius attribute is set, the Frame-IP-Address of the RADIUS account start packet will include the client IP address. The timing of the accounting start packet output needs to be delayed until the client has received the IP address from a DHCP server.

2 Issue Fixed

2.1 The value of SNMP sysObjectID is not correct.

The original value of SNMP sysObjectID (1.3.6.1.2.1.1.2) is 1.3.6.1.4.1.8072.3.2.10. In this version, the value is modified to the 1.3.6.1.4.1.259.10.3.39.

2.2 The mesh status in the dashboard is not correct when all 2.4GHz or 5GHz SSIDs are disabled on ecCLOUD.

Disable all 2.4GHz or 5GHz SSID on ecCLOUD. Log in the device. In the wireless status of Dashboard, the mesh status can't be displayed correctly. In this version, the mesh status is correct.

2.3 The WAN IP of the AP cannot roll back to the previous configuration when the WAN IP is changed to a non-routable IP on ecCLOUD.

Set the WAN IP to a non-routable IP on ecCLOUD. The AP cannot roll back to the previous WAN IP. In this version, fix the detection algorithm. The AP can roll back to the previous WAN IP automatically.

2.4 The users can access devices on other private network when the smart isolation of LAN setting is set to "Internet access only".

Create the route to internet SSID with "Internet access only" the smart isolation of network. The users under the SSID can access devices on the other private network. In this version, the users can't access devices on other private network.

2.5 The wireless scheduling is not working on ecCLOUD.

In this version, the wireless scheduling can work normally when AP is managed by ecCLOUD.

2.6 The SNMPv3 service only can work with additional reboot.

Create the SNMPv3 user. The SNMPv3 service only can work when the AP is rebooted. In this version, the SNMPv3 service can work normally without additional reboot.

2.7 It takes a long time for mesh establishment occasionally if the security of mesh link is configured as WPA3 Personal.

In this version, the problem has been fixed where it sometimes took a long time for the mesh to

be established when using WPA3 Personal security for the mesh link.

2.8 The ping loss issue happens occasionally on the mesh topology if the security of mesh link is configured as WPA3 Personal.

In the mesh topology, if sending the ping periodically from the WAN of MAP to MPP, the ping is not returned from MPP occasionally. In this version, the issue has been resolved.

3 Known Issue

- 3.1 The connection of Microsoft surface laptop is unstable using WPA2-PSK SSID.
- 3.2 The SSID compatible issue in Windows 10 devices with the specific ethernet card.

Using Intel AX200 (old version) or Realtek RTL8822BE with Windows 10 devices, The ping connection is randomly disconnected if the devices are connected to the SSID.

Note that there is no connection issue if the driver of Intel AX200 is updated to 22.60.0.6 or later version.

- 3.3 The Multiple Keys of WPA3 Personal Transition is not supported on iOS devices.
- 3.4 The dynamic VLAN is not supported in the mesh network.
- 3.5 There is a low probability that the mesh connection can't recover after MAP is re-configured.

In mesh topology, after MAP reboots or reconfigures the network configuration, there is a low probability that it takes a long time (~30mins) to rebuild the mesh connection. After rebooting all the AP, the mesh connection recovers.

- 3.6 When the EAP works as the client mode, the station of the AP can't get the IP address from some DHCP servers (SP-W2-AC1200).
- 3.7 Authport with VLAN tagged does not support on IOS device.
- 3.8 When upgrading the FW from 12.0.0, Hotspot controlled SSID can only work after an additional reboot.
- 3.9 The AP does not support split tunnel with WPA2 enterprise SSID.

3.10 It takes more than one time to upgrade the FW occasionally in a mesh environment.

3.11 The OpenRoaming settings can be applied to the wireless configuration after additional reboot.