



Release Notes

MLTG-CN

Version: 1.4.1-00209-5f349dd
Enhanced from version 1.4.0-00123-7e047ba

Copyright Notification

Edgecore Networks Corporation

© Copyright 2022 Edgecore Networks Corporation.

Table of Content

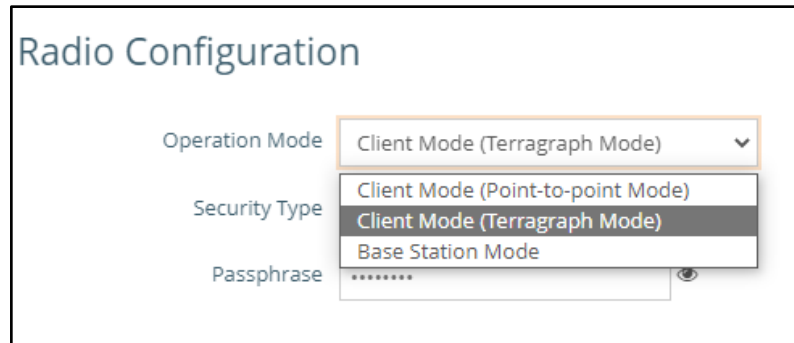
1. Radio Configuration Page Enhancement	2
2. Ethernet Settings	3
3. Issue Fixed	3
4. Known Issue	3

1. Radio Configuration Page Enhancement

- Operation mode

Operation mode setting is moved to the Radio configuration page to make it more intuitive. Also, two types of client mode is separated now. Client Mode (Terragraph Mode) is for connecting with MLTG-360 (DN). As for Client Mode (Point-to-point Mode), it is for connecting with the Base Station mode MLTG-CN or MLTG-CN LR.

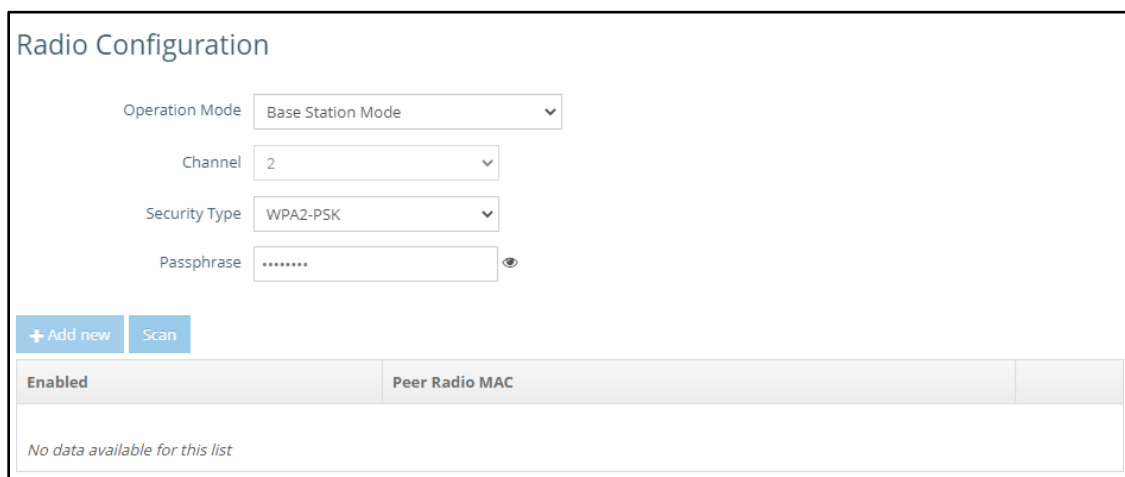
Please note that after modifying operation mode, it requires a reboot before modifying other radio configurations.



The screenshot shows the 'Radio Configuration' page. The 'Operation Mode' dropdown menu is open, displaying three options: 'Client Mode (Point-to-point Mode)', 'Client Mode (Terragraph Mode)', and 'Base Station Mode'. The 'Client Mode (Terragraph Mode)' option is currently selected.

- Security configuration

Security configuration for the wireless link is supported now. In current version, WPA2-PSK is the only supported security type. Passphrase is configurable and will be applied to all links of the node. The security settings must be the same for the two peers of a link. If the passphrase does not match, then the link cannot be established.



The screenshot shows the 'Radio Configuration' page with the following settings:

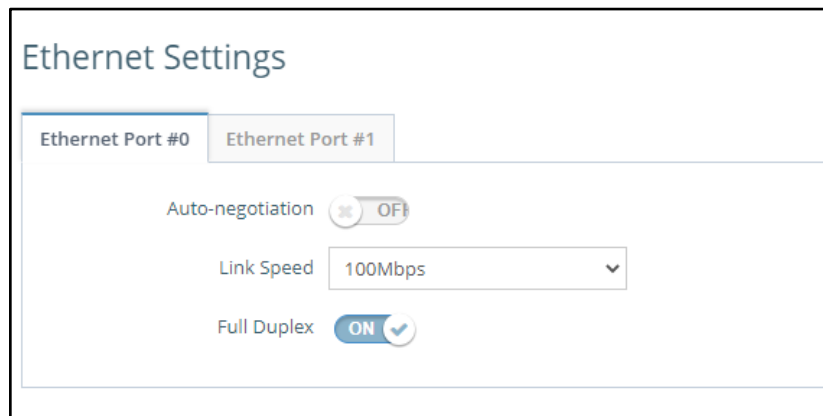
- Operation Mode: Base Station Mode
- Channel: 2
- Security Type: WPA2-PSK
- Passphrase:

Below the settings are two buttons: '+ Add new' and 'Scan'.

Enabled	Peer Radio MAC
No data available for this list	

2. Ethernet Settings

Ethernet settings page is added. For each port, auto-negotiation can be disabled and configured as fixed link speed and duplex option.



3. Issue Fixed

- Fix the issue that default route sometimes is missing when setting static IP on LAN.
- In base station mode, the system will not crash when modifying channel configuration on active links. The links will be disconnected for a short while applying new channel configuration.
- The VXLAN tunnel information will be cleared if the link is disconnected.
- Fallback IP of LAN settings can take effect after applying the changes without reboot now.
- Fix the issue that the client mode CN may stuck in a random channel after the link is disconnected.
- Fix the issue that sometimes the link status in system overview page is not updated correctly.

4. Known Issue

- It requires all devices in the same topology to reset to default before switching management option between local controller and ecCLOUD.
- Sometimes link status cannot be retrieved via SNMP.
- In base station mode, link status cannot be retrieved via SNMP.
- When enabling cloud management and connected with DN, sometimes the cloud management option will become disabled.
- Factory reset and bootbank switch via power cycle do not work.