



Release Note

Edgecore EAP102 Release v11.2.0

Document # EAP102-v11.2.0-796-efc0de89

Enhancement from v11.1.1-549-a0b95da

Table of Contents

1	Feature.....	4
1.1	802.11k.....	4
1.2	802.11r.....	4
1.3	AP managed by EWS-Series Controller	5
1.4	Japanese Language.....	6
1.5	WPA3-Enterprise / WPA3-Enterprise Transition	6
1.6	WPA3-Personal Transition.....	8
1.7	SNMP v2	8
1.8	Minimum signal allowed.....	9
1.9	LLDP	9
1.10	Open Mesh	10
1.11	Management by ecCLOUD	10
2	Issue Fixed	11
2.1	MTU size is not working.....	11
2.2	Clients can't connect SSID smoothly when switching to the different EAP102	11
2.3	Auto reboot	11
2.4	Time format is inconsistent.....	11
2.5	Unstable connection issue	11
2.6	Diagnostics log unable to download	12
2.7	Dynamic VLAN issue.....	12
2.8	Unable to delete SSID.....	12
2.9	Unable to connect.....	12
2.10	Duplicate VLAN warning message	13
2.11	Unable to check incorrect MAC address format in ACL	13
2.12	Unable to use 802.11r in WPA3 Personal.....	13
2.13	Unstable 2.4G radio.....	13
2.14	The missing IP and name of associated clients.....	13
2.15	LAN2 port link-down	13
2.16	SSID reduction during open mesh operation	13
2.17	Unstable open mesh	14
2.18	Incorrect total associated client using dynamic VLAN	14
2.19	EAP102 config data can restore to EAP101	14
2.20	Auto beacon interval adjustment.....	14
2.21	Save & apply button can't work	14
2.22	Backup radius authentication UI can't work properly using WPA2-EAP	14
2.23	Swap the power and WAN LED behavior	14
3	Known issue.....	15
3.1	The client IP can't show correctly when roaming	15

3.2	iPhone11 or newer iPhone can't connect to the SSID with "WPA3-Enterprise" or "WPA3-Enterprise Transition"	15
3.3	The connection of specific Microsoft surface devices is unstable using WPA2-PSK SSID	15
3.4	Channel 12 and 13 can't support in 2.4GHz	15
3.5	The mesh link can't be set to "Route to Internet"	15
3.6	The SSID compatible issue in Windows 10 devices with the specific ethernet card	15
3.7	Wireless SSID page has alignment issue	15
3.8	Japanese translation issue	16
3.9	Remove wrong SSID	16
3.10	Mesh IP can't be displayed in the wireless status page of Dashboard	16
3.11	Setup wizard with Japanese browser turns to English after reloading the page	16
3.12	The client can't get IP when connecting to the SSID with dynamic VLAN	16
3.13	DFS channel can't be used when establishing mesh link.	16
4	Compatible Version for AP Management	17

1 Feature

1.1 802.11k

SECURITY SETTINGS

Method	<input type="text" value="No Security"/>
802.11k	<input checked="" type="checkbox"/>
Radius MAC Auth	<input type="checkbox"/>
Access Control List	<input type="checkbox"/>

Support 802.11k in the Radio 5/2.4 GHz of Wireless page.

1. 802.11k — Enable or disable 802.11k feature.

1.2 802.11r

SECURITY SETTINGS

Method	<input type="text" value="WPA-PSK"/>
Encryption	<input type="text" value="CCMP (AES)"/>
Key	<input type="text" value="....."/>
802.11k	<input type="checkbox"/>
802.11r	<input checked="" type="checkbox"/>
Radius MAC Auth	<input type="checkbox"/>
Access Control List	<input type="checkbox"/>

Support 802.11r in the Radio 5/2.4 GHz of Wireless page.

- 1 802.11r — Enable or disable 802.11r feature.

1.3 AP managed by EWS-Series Controller

Management Settings

Management

DNS SRV Discovery OFF

DHCP Option Discovery ON

Broadcast Discovery OFF

Multicast Discovery OFF

Static Discovery OFF

[+ Add new](#)

AC Address	Remark
No data available for this list	

Support AP managed by EWS-Series Controller in the System Settings of System page.

- 1 Management — Selecting EWS-Series Controller means AP is managed by EWS-Series Controller. This option enables the CAPWAP feature by default.
 - 1.1 DNS SRV Discovery — Using DNS SRV to discover access controller.
 - 1.2 Domain Name Suffix: Enter the suffix of the access controller, such as example.com.
 - 1.3 DHCP Option Discovery — Using DHCP option to discover access controller.
 - 1.4 Broadcast Discovery — Using Broadcast to discover access controller.
 - 1.5 Multicast Discovery — Using multicast to discover access controller.
 - 1.6 Static Discovery — Using Static approach to discover access controller.
 - 1.6.1 AC Address — The IP address of the access controller. If it cannot discover the first AC, it will try to discover the second AC.

NETWORK SETTINGS

Network Behavior

CAPWAP Tunnel Interface

Service Zone

Authentication OFF

- 2 CAPWAP Tunnel Interface – When AP is managed by EWS-Series Controller, CAPWAP tunnel can be set by EWS5203 template.
 - 2.1 Disabled – Disable tunnel in EAP102.

2.2 Complete tunnel – Enable complete tunnel feature.


Note that in this version, if applying template and AP management are both used in EAP10, please enable CAPWAP and complete tunnel at the same time.

1.4 Japanese Language

Support Japanese Language when selecting the country to Japan in the setup wizard page.

1.5 WPA3-Enterprise / WPA3-Enterprise Transition

SECURITY SETTINGS

Method	WPA3 Enterprise
802.11k	<input type="checkbox"/> OFF
802.11r	<input type="checkbox"/> OFF
Radius MAC Auth	<input type="checkbox"/> OFF
Radius Auth Server	10.1.2.3
Radius Auth Port	1812
Radius Auth Secret 
Backup Radius Auth	<input type="checkbox"/> OFF
Use Radius Accounting	<input type="checkbox"/> OFF
Dynamic Authorization	<input type="checkbox"/> OFF








Support WPA3 Enterprise (Transition) in the Radio 5/2.4 GHz of Wireless page.

- 1 Radius Auth Server — Specifies the IP address or host name of the RADIUS authentication server.
- 2 Radius Auth Port — The UDP port number used by the RADIUS server for authentication messages.
- 3 Radius Auth Secret — A shared text string used to encrypt messages between the access point and the RADIUS server. Be sure that the same text string is specified on

- the RADIUS authentication server. Do not use blank spaces in the string.
- 4 Backup Radius Auth — Specifies the IP address or host name of the backup RADIUS authentication server.
 - 4.1 Radius Auth Server — Specifies the IP address or host name of the RADIUS authentication server.
 - 4.2 Radius Auth Port — The UDP port number used by the backup RADIUS server for authentication messages.
 - 4.3 Radius Auth Secret — A shared text string used to encrypt messages between the access point and the RADIUS server. Be sure that the same text string is specified on the backup RADIUS authentication server. Do not use blank spaces in the string.
 - 5 Use Radius Accounting — Enables or disables the feature that the RADIUS server can be used to monitor login and logout times for accounting.
 - 5.1 Acct Server — Specifies the IP address or host name of the RADIUS accounting server.
 - 5.2 Acct Port — The UDP port number used by the RADIUS server for accounting messages.
 - 5.3 Acct Secret — A shared text string used to encrypt messages between the access point and the RADIUS server. Be sure that the same text string is specified on the RADIUS accounting server. Do not use blank spaces in the string.
 - 5.4 Acct Interim Interval — The number of seconds that an accounting session is transmitted.

1.6 WPA3-Personal Transition

SECURITY SETTINGS



Method	WPA3 Personal Transition 
Key 
PMF	Optional 
802.11k	 OFF
802.11r	 OFF
Radius MAC Auth	 OFF
Access Control List	 OFF

Support WPA3 Personal Transition in the Radio 5/2.4 GHz of Wireless page.

1. Key — is used to encrypt data transmitted between wireless clients and the VAP.
2. PMF — Protected Management Frames, there are two options, Optional and Mandatory

1.7 SNMP v2

SNMP

SNMP Server	 ON 
Write Community	private

Support SNMP v2 feature in the Services of System page.

The following items are displayed on this page:

1. SNMP Server — Enables or disables SNMP on the access point.
2. Community String — A community string that acts like a password and permits access to the SNMP protocol.

1.8 Minimum signal allowed

Wireless Settings(Radio 5 GHz)

PHYSICAL RADIO SETTINGS

Status	<input checked="" type="checkbox"/> ON
Mode	Access Point (Auto-WDS) ▾
802.11 Mode	802.11ax ▾
Channel Bandwidth	80MHz ▾
Channel	Auto
Beacon Interval	100
Minimum signal allowed	0

Support minimum signal allowed feature in the Radio 5/2.4 GHz of Wireless page.

Only allows clients to associate to this SSID if their signal strength (SNR) is equal or greater than the specified value. Setting the value to zero disables this feature.

1.9 LLDP

LLDP

Send LLDP	<input checked="" type="checkbox"/> ON
Tx Interval (seconds)	30
Tx Hold (time(s))	4

Support LLDP feature in the Services of System page.

1. Send LLDP — Enables or disables LLDP service.
2. Tx Interval (seconds) — Set the number of seconds sending the packets.
3. Tx Hold (time(s)) — Set the times of interval for sending the packets.

1.10 Open Mesh

OPEN MESH SETTINGS

Mesh Point

Mesh Id

Method

Support Open Mesh feature in the Radio 5/2.4 GHz of Wireless page.

1. Mesh Point — Enable or disable Open Mesh feature.
2. Mesh Id — Create the mesh id for the purpose of mesh connection.
3. Method — Choose the method for Mesh Id to enhance the security of mesh connection.
If selecting the security, the password is needed for all the devices which join the same mesh connection.

1.11 Management by ecCLOUD

Management Settings

Management

Controller URL [Take me to the Edge-core Networks Cloud Controller management site.](#)

Enable agent

Registration URL

Add management settings in System Settings page for configuring AP managed by ecCLOUD.

2 Issue Fixed

2.1 MTU size is not working

On the Network > Internet Settings page, package can be fragmented to the corresponding MTU size after enter the correct value in the MTU size column.

2.2 Clients can't connect SSID smoothly when switching to the different EAP102

On the Wireless > Radio 5/2.4 GHz page, set the same SSID name and Bridge to Internet to the SSID in two EAP102. When users connect to the SSID in one EAP102, and switch to another EAP102. Users can connect smoothly without waiting for a long time.

2.3 Auto reboot

In some condition, the AP will experience self-reboot when there is client connecting to the WiFi. This behaviour is resolved in this version.

2.4 Time format is inconsistent

In previous version, the "Local Time" in the System settings display format is different from the NTP display. In this version, both time display will have the same standard.

システム設定

ホスト名	<input type="text" value="eap101-ap1"/>
時刻	Thu Jul 8 15:20:00 2021 CST-8 Configure Network Time
ブート再試行の回数	<input type="text" value="3"/>

NTP

時刻 Thu Jul 8 15:19:45 2021 CST-8

2.5 Unstable connection issue

Under some condition, there will be some connection issue, where some pings will be lost. In this version we have resolved this behaviour.

2.6 Diagnostics log unable to download

It was reported in the previous version, sometimes cannot download the Diagnostics log.

```
Failed to stat requested path: No such file or directory
```

In this version, this behavior is resolved.

2.7 Dynamic VLAN issue

In the previous version, client cannot connect to the secondary Radius Sever via Dynamic VLAN, after client disconnected from the primary Radius server, and this behaviour is resolved.

2.8 Unable to delete SSID

In some condition, users cannot successfully delete the SSID, and can only delete the SSID which is last created, and this is resolved in this version.

2.9 Unable to connect

This version has resolved the behaviour when the Minimum Signal allowed is configured as 0, users might not be able to connect.

無線設定(Radio 5 GHz)

電波設定	
ステータス	ON <input checked="" type="checkbox"/>
モード	アクセスポイント (Auto-WD) ▼
802.11 モード	802.11ax ▼
チャンネル帯域幅	80MHz ▼
チャンネル	Auto
ビーコン間隔	250
Minimum signal allowed	0

2.10 Duplicate VLAN warning message

When setting the same VLAN-tagged SSID at the same time, UI will show multiple duplicate warning message, in this version, the warning message will be displayed once.

2.11 Unable to check incorrect MAC address format in ACL

This version has resolved the issue that UI doesn't have the MAC address data check rule in filtered MACs of Access Control List (ACL), this may cause radio unstable.

2.12 Unable to use 802.11r in WPA3 Personal

In this version, 802.11r can work normally in WPA3 Personal SSID.

2.13 Unstable 2.4G radio

When changing 2.4G & 5G mode & bandwidth repeatedly, 2.4G radio can't work normally, in this version, this is resolved.

2.14 The missing IP and name of associated clients

The version has resolved the behavior when clients are associated to the SSID setting to Bridge or VLAN-tagged traffic mode, the IP and name can't be displayed in the associated clients list of wireless status page.

2.15 LAN2 port link-down

When changing network behavior of LAN2 port for several times, LAN2 can't work normally. This issue is resolved in this version.

2.16 SSID reduction during open mesh operation

This version has resolved the behavior that when repeatedly enable and disable the open mesh

button in Radio 5 GHz page, the number of SSID will decrease.

2.17 Unstable open mesh

In this version, the connection of WAN port can work normally when using open mesh.

2.18 Incorrect total associated client using dynamic VLAN

In this version, the total associated client can be displayed normally when clients are associated to the SSID using dynamic VLAN.

2.19 EAP102 config data can restore to EAP101

This version has resolved that EAP102 config data can restore to EAP10 successfully.

2.20 Auto beacon interval adjustment

This version has added the beacon interval adjustment rule that in the same radio card, if using more than 7 SSIDs, the beacon interval will be adjust to 500ms automatically. If using more than 4 SSIDs, the beacon interval will be adjust to 250ms automatically.

2.21 Save & apply button can't work

This version has resolved that "save&apply" button can't work normally in wireless page.

2.22 Backup radius authentication UI can't work properly using WPA2-EAP

When enabling WPA2-EAP and backup radius authentication, the UI can't display correctly. In this version, this issue has been resolved.

2.23 Swap the power and WAN LED behavior

Swap the LED behavior of power and WAN when the device is working.

3 Known issue

3.1 The client IP can't show correctly when roaming

The client is associated to the SSID set to Bridge to Internet and using 802.11r. When the client is roaming to another AP with the same settings, the client IP can't show correctly.

3.2 iPhone11 or newer iPhone can't connect to the SSID with "WPA3-Enterprise" or "WPA3-Enterprise Transition"

If the SSID is set to "WPA3-Enterprise" or "WPA3-Enterprise Transition", iPhone11 or newer iPhone can't connect successfully.

3.3 The connection of specific Microsoft surface devices is unstable using WPA2-PSK SSID

If the 5Ghz SSID is set to WPA2-PSK SSID, the connection of some Microsoft surface devices is unstable.

3.4 Channel 12 and 13 can't support in 2.4GHz

In radio 2.4Ghz, channel 12 and 13 can't support in the channel list.

3.5 The mesh link can't be set to "Route to Internet"

In current version, the mesh link is configured to "Bridge to Internet" by default. It can't be set to "Route to Internet" from UI.

3.6 The SSID compatible issue in Windows 10 devices with the specific ethernet card

Using Intel AX200 (old version) or Realtek RTL8822BE with Windows 10 devices, the connection of the devices is unstable connecting to the SSID.

3.7 Wireless SSID page has alignment issue

In this version, if zooming out from browser, some SSID tab in Wireless page aren't aligned with other SSID tabs.

3.8 Japanese translation issue

In Web UI, some Japanese translations aren't correct.

3.9 Remove wrong SSID

In some cases, if removing SSID from Wireless Radio Page, there is the low possibility that the wrong SSID will be deleted.

3.10 Mesh IP can't be displayed in the wireless status page of Dashboard

After establishing mesh link, mesh IP can't be displayed correctly in the wireless status page of Dashboard.

3.11 Setup wizard with Japanese browser turns to English after reloading the page

Set the browser to Japanese, when logging into the devices, the setup wizard will change from Japanese to English after reloading the page.

3.12 The client can't get IP when connecting to the SSID with dynamic VLAN

In some cases, the client can't get IP successfully when associated to the SSID with dynamic VLAN.

3.13 DFS channel can't be used when establishing mesh link.

If DFS channel is used, mesh link can't be established successfully.

4 Compatible Version for AP Management

Compatible with ecCLOUD

Compatible with EWS5203 v3.50.0000 or later