



Release Note

Edgecore EWS5203 Release v3.93.0005

Document # Edgecore_EWS5203_ERN_v3.93.0005

Enhancement from v3.93.0002

Copyright Notification

Edgecore Networks Corporation

© Copyright 2023 Edgecore Networks Corporation.

The information contained herein is subject to change without notice. This document is for informational purposes only and does not set forth any warranty, expressed or implied, concerning any equipment, equipment feature, or service offered by Edgecore Networks Corporation. Edgecore Networks Corporation shall not be liable for technical or editorial errors or omissions contained herein.

Revision History

Date	Version	Author	Remark
2024/ 4 / 22	V1.0	Vincent Cheng	Release Note for v3.93.0005
2024/ 6 / 3	V1.1	Vincent Cheng	Correct typo of steps

Table of Contents

1	AP Management Compatibility.....	3
1.1	Compatible Versions for AP Management.....	3
2	Feature Enhancement.....	4
2.1	FW upgrade in HA mode, while Standby would halt HA sync during upgrade process	4
3	Issue Fixed.....	6
3.1	Upgrade controller will result in database crash when both HA and “Detecting Internet Connection” enabled in WAN configuration.	6

1 AP Management Compatibility

1.1 Compatible Versions for AP Management

AP type	LAPM	WAPM	Compatible version
OAP100	V	V	3.45.0000 or newer
OAP100e	V	V	3.45.0000 or newer
EAP100	V	V	3.45.0000 or newer
ECW100	V	V	3.45.0000 or newer
ECW5210-L	V	V	3.45.0000 or newer
ECW5211-L	V	V	3.45.0000 or newer
ECW5410-L	V	V	3.45.0000 or newer
ECW05210-L	V	V	3.45.0000 or newer
ECW05211-L	V	V	3.45.0000 or newer
ECW05213-L	V	V	3.45.0000 or newer
OAP101		V	12.4.1 or newer
OAP101e		V	12.4.1 or newer
OAP101-6E		V	12.4.1 or newer
OAP101e-6E		V	12.4.1 or newer
OAP103-BR		V	11.6.4 or newer
EAP101		V	11.2.0-795 or newer
EAP102		V	11.2.0-796 or newer
EAP102-Lite		V	11.2.0-796 or newer
EAP104		V	12.0.0 or newer
SP-W2M-AC1200		V	7.0.0-2987 or newer
3rd Party		V	

2 Feature Enhancement

2.1 FW upgrade in HA mode, while Standby would halt HA sync during upgrade process

From older version upgrade to 3.93.0005 or newer version steps.

1. Case 1: Detecting Internet Connection Enabled

Step1: Upgrade firmware to Standby device and follow the hint to RESTART standby.

SYSTEM	USERS	DEVICES	NETWORK
Main > System > High Availability Configuration			
Current Status			
Dedicated Port	LAN1		
Status	Peer is detected		
Link to Peer's UI	System Upgrade ▼		Goto
Version	10000		
Configuration			

Step2: Upgrade firmware to Standby device again. (Standby HA sync will stop. It will show below message, doesn't need to RESTART standby manually)

Upgrade Result

The firmware has been upgraded successfully. You just uploaded: Edgecore_EWS5203_3.93.0005_EN-ES-JA-ZHTW_1.191-1.10137.rom

Show successful message, doesn't need to reboot

Step3: Disable Internet Disconnection in Active and reboot (Correspondingly, Standby would reboot automatically after failure to detect Active alive for more than 30 seconds)

Step4: Upgrade same firmware to Standby device again. (Make Standby HA sync stop)

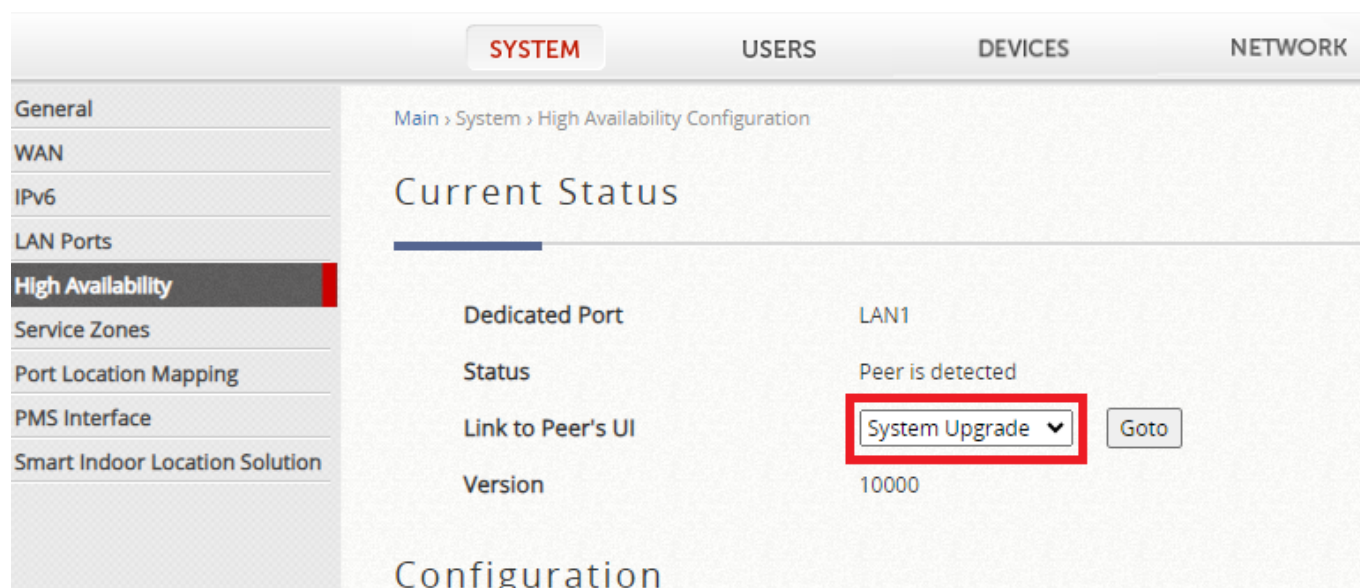
Step5: Upgrade firmware to Active and reboot (Standby device will reboot automatically after 30 secs)

Step6: Upgrade same firmware to Standby device again. (Make Standby HA sync stop)

Step7: Enable WAN detect setting and reboot (Standby device will reboot automatically after 30 secs)

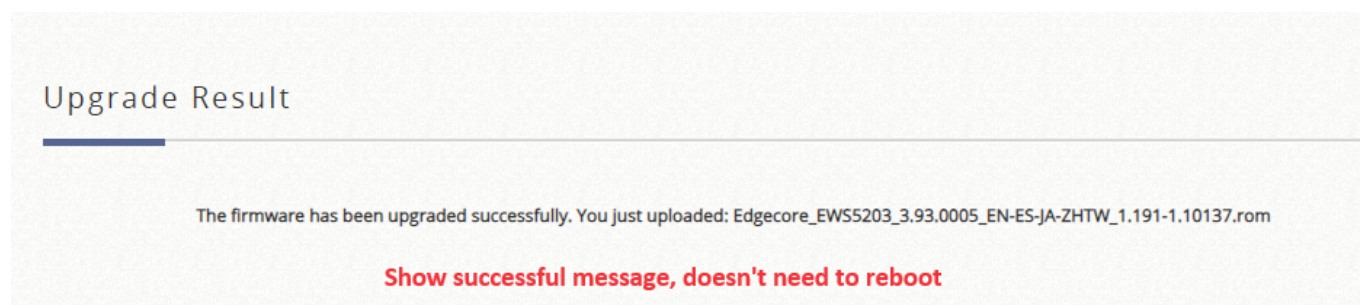
2. Case 2: Target for Detecting Internet Connection Disable

Step1: Upgrade firmware to Standby device and follow the hint to RESTART standby.



The screenshot shows the 'SYSTEM' tab in the configuration interface. The left sidebar lists various settings, with 'High Availability' selected. The main content area is titled 'High Availability Configuration' and shows the 'Current Status' section. The status is 'Peer is detected' and the 'Link to Peer's UI' is set to 'System Upgrade'. A 'Goto' button is visible next to the dropdown menu. The 'Version' is 10000.

Step2: Upgrade firmware to Standby device again. (Standby HA sync will stop. It will show below message, doesn't need to RESTART Standby manually)

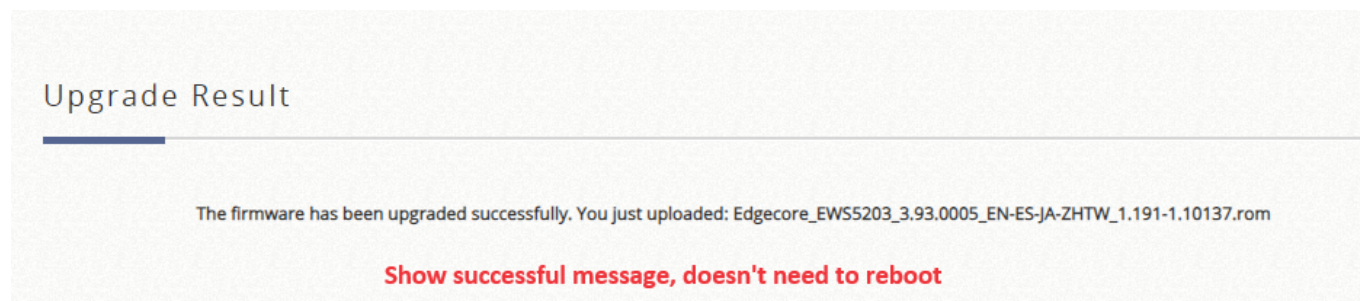


The screenshot shows the 'Upgrade Result' section. The message reads: 'The firmware has been upgraded successfully. You just uploaded: Edgecore_EWS5203_3.93.0005_EN-ES-JA-ZHTW_1.191-1.10137.rom'. Below the message is a red button that says 'Show successful message, doesn't need to reboot'.

Step3: Upgrade firmware to Active and reboot (Standby device will reboot automatically after 30 secs)

From 3.93.0005 upgrade to newer version upgrade steps.

Step1: Upgrade firmware to Standby device. (HA sync will stop. It will show below message, doesn't need to RESTART standby manually)



Step2: Upgrade firmware to Active and reboot Active (Standby will reboot automatically after 30 secs)

3 Issue Fixed

3.1 Upgrade controller will result in database crash when both HA and "Detecting Internet Connection" enabled in WAN configuration.